

Arrowhead Lake and Indianhead Lake

Public Survey



Prepared September 2021

Nine Mile Creek Watershed District | 12800 Gerard Drive, Eden Prairie, MN 55346
| 952.358.2276 | ninemilecreek.org

ARROWHEAD LAKE & INDIANHEAD LAKE SURVEY

OVERVIEW

The Nine Mile Creek Watershed District (NMCWD) sought to gather feedback from residents on Arrowhead Lake and Indianhead Lake in Edina, through a survey that was mailed to those residents and also made available to them online. This report summarizes the survey responses received.

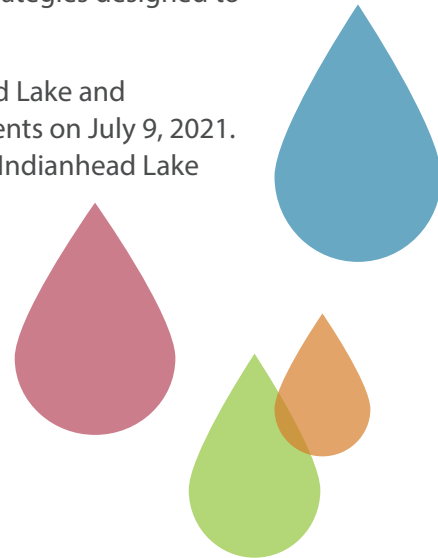
Survey

The survey is meant to provide community feedback to NMCWD staff, engineers, and the board of managers, along with the City of Edina to assist in the evaluation of management strategies designed to improve the health of Arrowhead Lake and Indianhead Lake.

The survey was active July 9 - August 16, 2021. To encourage residents on Arrowhead Lake and Indianhead Lake to take the survey, a paper survey was mailed to all lakeshore residents on July 9, 2021. 35 surveys were mailed to Arrowhead Lake residents and 33 surveys were mailed to Indianhead Lake residents. An online survey link was provided, as well. The survey link and a PDF copy of the survey was emailed to the Arrowhead Lake Association Board and Indianhead Lake Association Board on July 9, 2021, by the City of Edina as another method of distribution. Reminder postcards with the survey link were sent out on July 29, 2021, to those that had not taken the survey yet.

31 responses were received. Of the 31 responses, 24 were paper surveys that were mailed back to NMCWD using the postage-paid envelopes provided, and seven were online surveys. 14 responses were received from Arrowhead Lake, and 17 responses were received from Indianhead Lake.

The survey instructed that no more than one survey could be completed per adult per household. There were two paper surveys that did not have any contact information on them. One household took the survey twice, and the rest of the surveys represented individual households.



SURVEY RESULTS

1. Which lake do you live on in Edina?

Between the two surveys, 31 people responded, 17 (54.8%) lived on Indianhead Lake and 14 (45.2%) lived on Arrowhead Lake. For clarity, the responses for the remaining questions were separated for each lake.

Indianhead Lake

17 (54.8%)



Arrowhead Lake

14 (45.2%)



ARROWHEAD SURVEY RESULTS

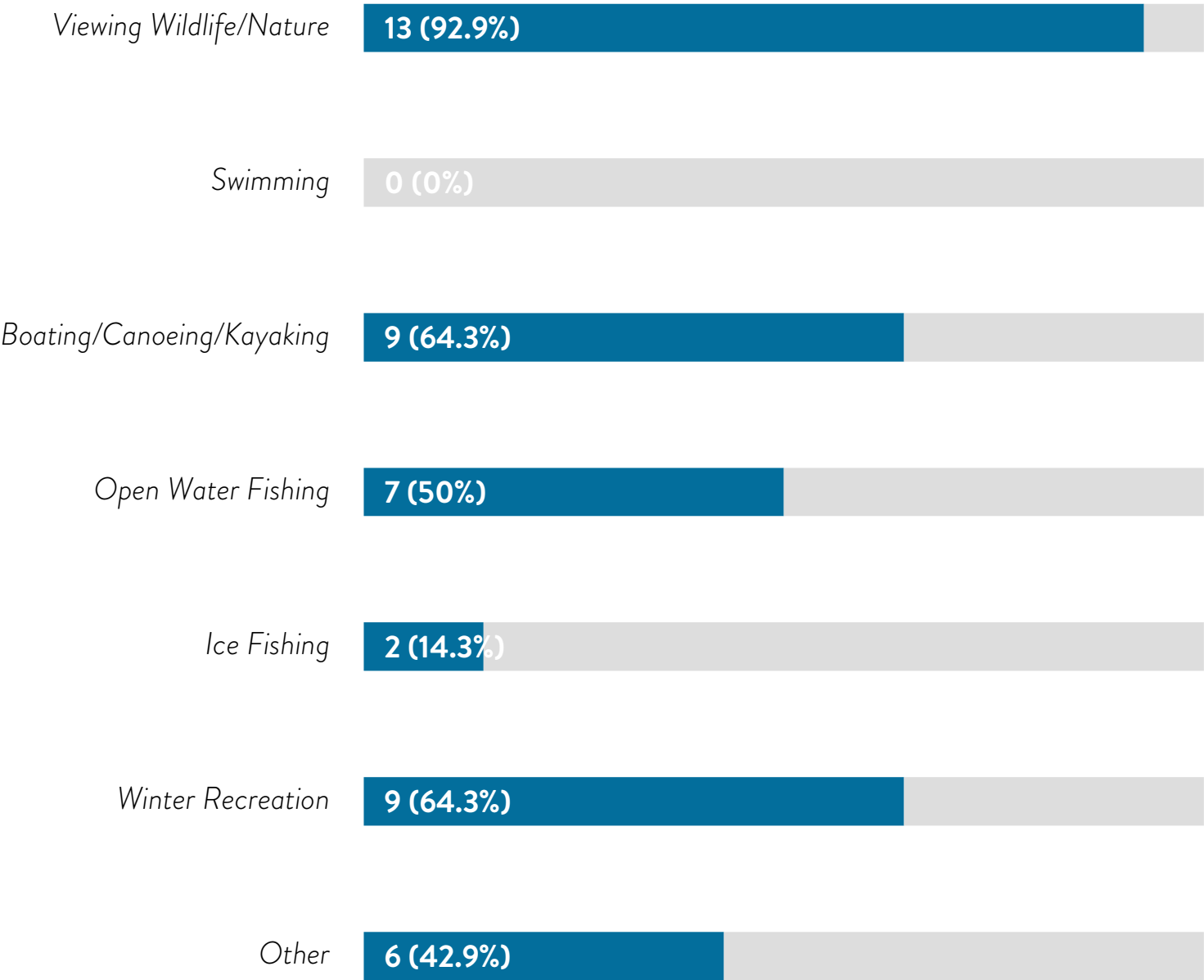
How was the survey submitted?

Of the 14 respondents, 8 (57.1%) completed the survey in a paper format and 6 (42.9%) completed the survey online.



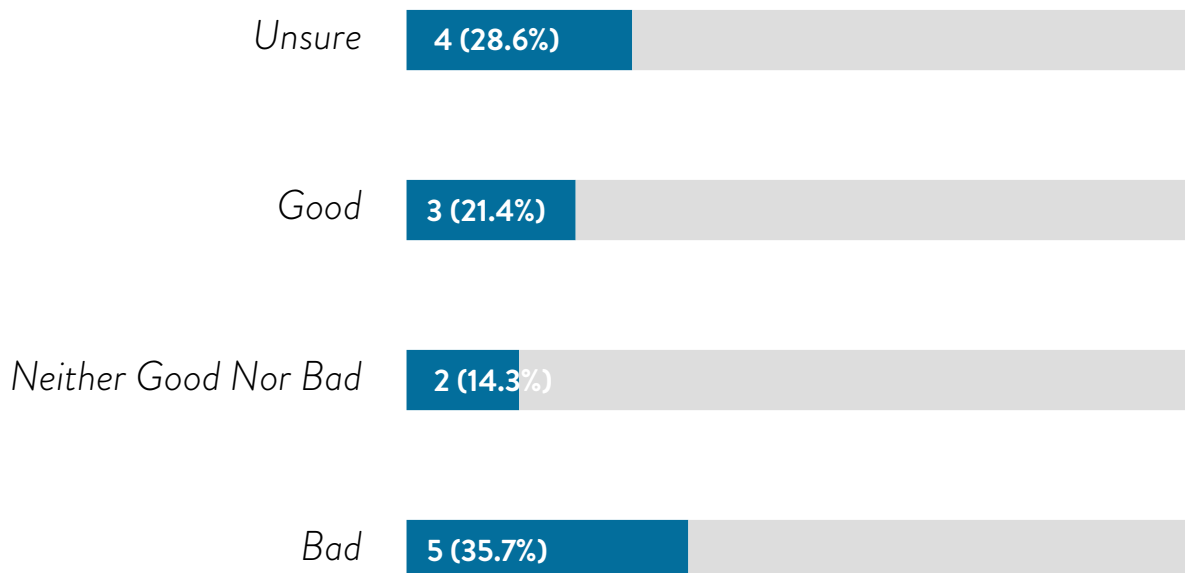
2. What kinds of activities do you do on or near the lake?

Of the 14 respondents, 13 (12 daily and 1 weekly, 92.9%) view wildlife/nature on Arrowhead Lake, 0 (0%) swim in Arrowhead Lake, 9 (6 weekly and 3 monthly, 64.3%) boat/canoe/kayak in Arrowhead Lake, 7 (1 daily, 2 weekly, 4 monthly, 50%) fish on Arrowhead Lake, 2 (1 weekly and 1 monthly, 14.3%) ice fish on Arrowhead Lake, 9 (1 daily, 6 weekly, and 2 monthly, 64.3%) recreate on Arrowhead Lake in the winter, and 6 (42.9%) do other activities on Arrowhead Lake including lake bonfires.



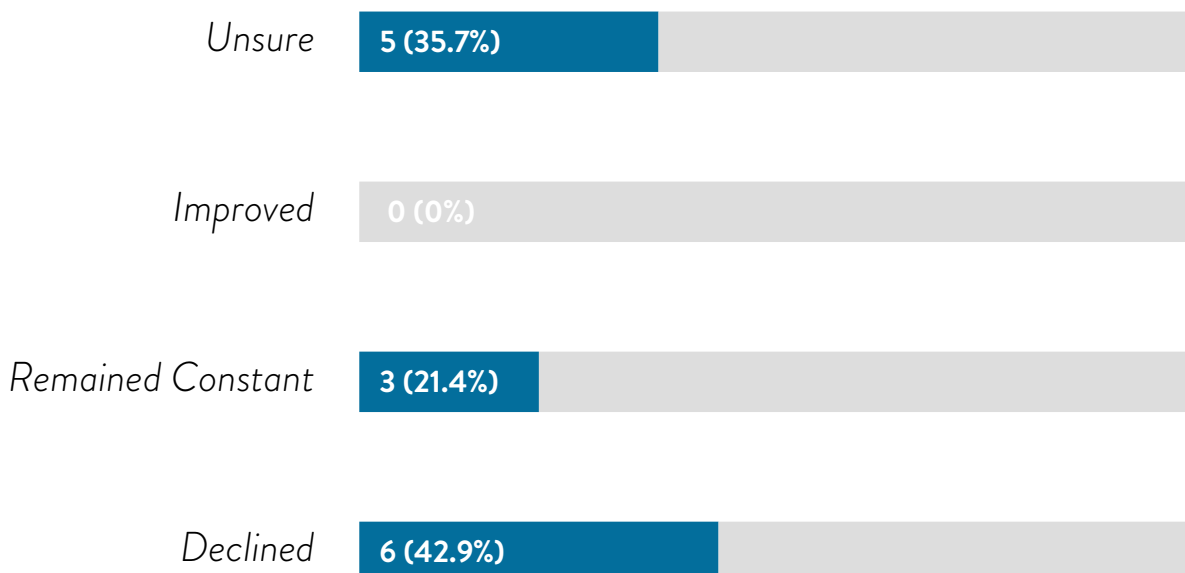
3. How do you perceive the current health of the lake?

Of the 14 respondents, 4 (28.6%) were unsure how they perceived the current health of Arrowhead Lake, 3 (21.4%) perceived Arrowhead Lake's health as good, 2 (14.3%) perceived Arrowhead Lake's health as neither good nor bad, and 5 (35.7%) perceived Arrowhead Lake's health as bad.



4. How has water clarity (how far you can see down into the water) changed since you have lived on or near the lake?

Of the 14 respondents, 5 (35.7%) were unsure how the water clarity in Arrowhead Lake has changed since living on or near the lake, 0 (0%) thought clarity in Arrowhead Lake has improved since living on or near the lake, 3 (21.4%) thought clarity in Arrowhead Lake has remained constant since living on or near the lake, and 6 (42.9%) thought clarity in Arrowhead Lake has declined since living on or near the lake.



5. What do you value and/or appreciate about the lake?

This question was open ended and gathered no statistical data. Spelling and grammar mistakes were not corrected, see responses below:

- We value the scenery, wildlife, boating and fishing on the lake
- Looking at it. Also enjoy the wildlife that live by it.
- The north woods feel of actually living on a lake with a dock and canoe and fishing! Awesome view
- I love it- that's why I am still here at 90 years old- still awed by what I see - deer (2 large bucks 7-21) cyotes. One killed my yorkie dog - the alfa female had her pups "7" under my screen porch (4&5-2014). Edina police great, helped me cage them and goodbye! We had (unclear) for the winter and they found a good home. Approximity to schools - church - freeways - shopping - (unclear). Good people - all ages kind (unclear) smart - 4 grandkids - now 4 great grandkids that love come here. Plus a neighborhood of kids that come from all over Edina to fish
- The ecosystem, wildlife, outdoor opportunitites
- It's a beautiful setting with wildlife!
- Diversity of Wildlife, Does not stink like Lake Cornelia
- We value the ability to engage in recreational water activities in our backyard. We have especially enjoyed the community aspect. When several families clear ice rinks.
- The ability to have a great, peaceful view combined with the convenience of the city.
- it's calm and peaceful
- We are very invested in the Lake because we live here & should be respectful and good stewards for the creatures that live in and around the Lake
- The view of the lake is very beautiful and relaxing. The wildlife on and around the lake is great. Watching the eagles and the cranes fishing. Also the spring migration of waterfowl is spectacular
- Love having the lake, love kayaking that there is fish, turtles, wildlife
- The beauty of the fact ot is a lake- a place of respite- even to just look out on. It's a refuge for birds as well as animals in the winter. It's beauty in winter is very significant.

6. What specific features of the lake do you like?

This question was open ended and gathered no statistical data. Spelling and grammar mistakes were not corrected, see responses below:

- *Generally, the esthetics, although we have a green scum on the lake in the last few weeks.*
- *the shoreline and the wildlife*
- *Shape Privacy fish*
- *Trees, Water, Views*
- *The natural beauty, aerators*
- *Just to be able to take in the terrific views everyday.*
- *It makes our house fell unique because we have lakeshore. The bald eagles and our own personal muskrat is pretty cool.*
- *the clamness - the fact that it is non-motorized - the eagles/egrets/ducks that we see*
- *The wildlife, views, neighborhood*
- *not sure how to answer*
- *Its irregular shoreline*
- *The view of the lake is very beautiful and relaxing. The wildlife on and around the lake is great. Watching the eagles and the cranes fishing. Also the spring migration of waterfowl is spectacular*
- *That it has water*
- *That it winds around and the fact that you only see one house from the northwest side. You could be up north. I don't think people should be able to cut down trees.*

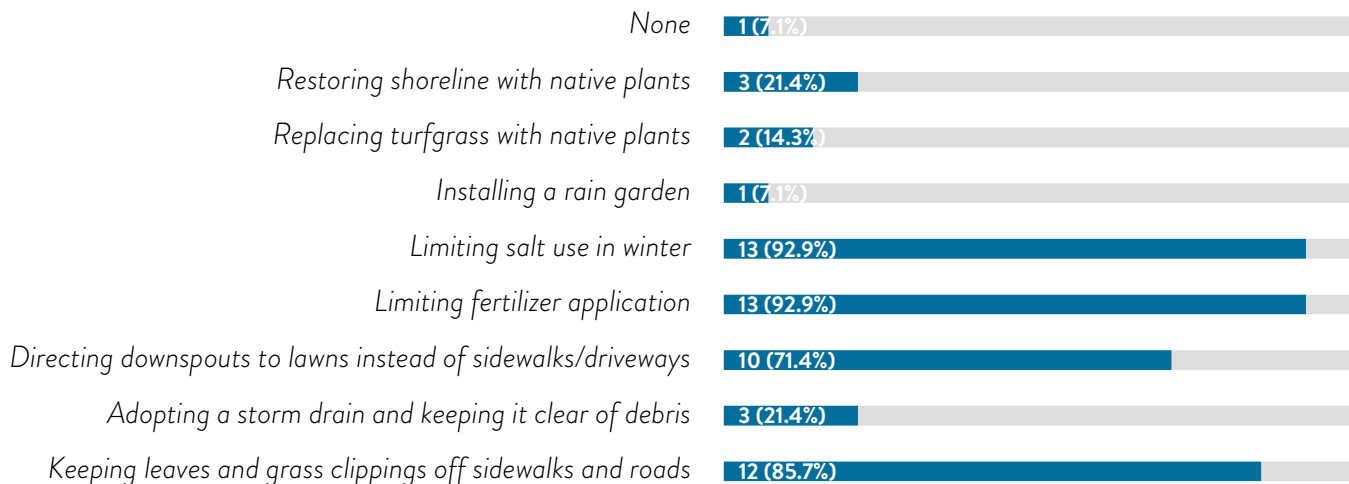
7. What are some issues or concerns that you have regarding the lake?

This question was open ended and gathered no statistical data. Spelling and grammar mistakes were not corrected, see responses below:

- 1) The water level. We now have a plan for high water levels but not for when the level is low.
- 2) Weeds - there is disagreement about what people call water quality. Many see that as less weeds vs the actual quality of the water. How do we strike a balance? 3) Run off - not just from the houses on the lake but from all of the surrounding area.
- the water is merky. lilly pads. also right now the lake level is really low. i don't think there is a freshwater supply in to the lake.
- Weeds, Lily Pads, Water Levels are too drastic from high to low
- The lake being treated too late this year 2021 not done until July or late June?) Plus lake low and hot temps - not good Please try to stay ahead of the summer - lets not lose the lake
- Gets treated for weeds too late in the season. Need to address earlier and stay on top of the weeds. Would like more aeration in the north end of the lake as opposed to just the south.
- Weeds and water quality. Also maintaining a good environment for wildlife.
- Algae blooms and preventing issues with nitrogen and phosphorous levels.
- Significant amount of lily pads and lake weeds. This can make kyaking and paddle boating difficult
- Clarity, weeds. Are we doing all we can to keep the lake viable?
- none
- I find that hocky rinks extending into the Lake are not only visually disturbing, but not in keeping with the character of the Lake
- None so far
- Yes, it's a lake and has water, but can be over-run by lilypads - can't even (unclear) or kayak through them. Blue green, dirty color is very offputting. Lots of water run-off seems to be directed there - city of Edina dumps a lot of salt on Indian Hills rd. Which in spring can go into the lake. Could a fountain or additional aerators help? Wish is could be deeper, maybe dredged or something? Aren't lilypads dying and just settling on the bottom.
- Lily pads are out of control.

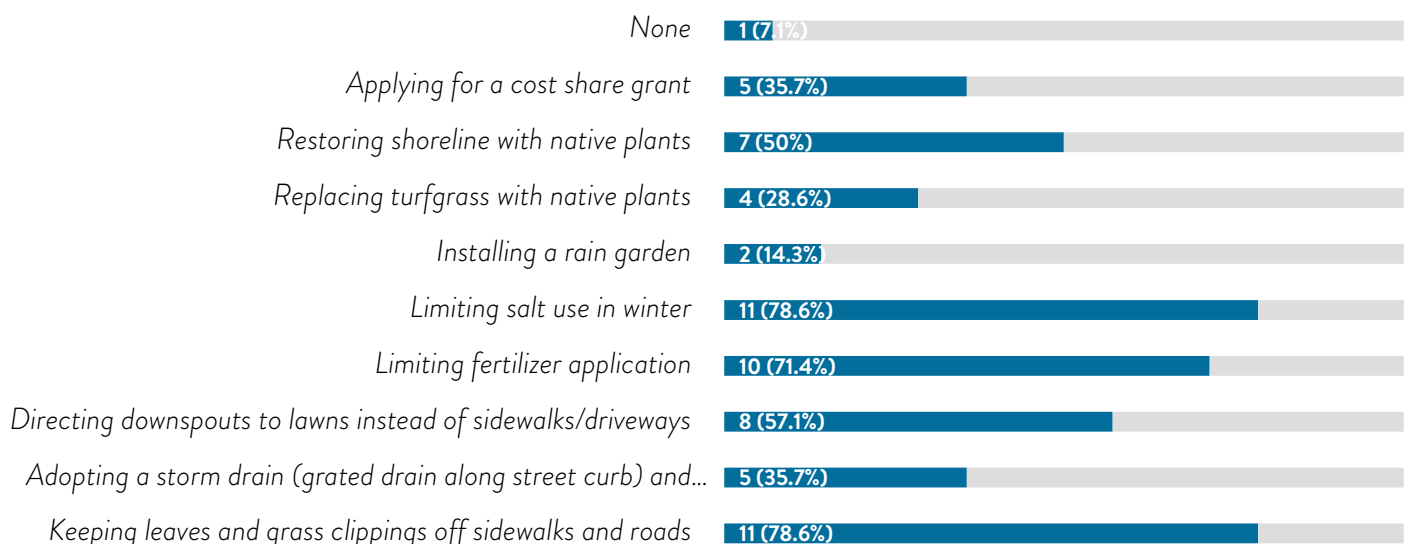
8. What activities do you participate in to improve the water quality of the lake?

Of the 14 respondents, 1 (7.1%) did not do any activities listed to improve the water quality of Arrowhead Lake. 3 (21.4%) restored shoreline with native plants to improve the water quality of Arrowhead Lake, 2 (14.3%) replaced turf grass with native plants to improve the water quality of Arrowhead Lake, 1 (7.1%) installed a rain garden to improve the water quality of Arrowhead Lake, 13 (92.9%) limited salt use in winter to improve the water quality of Arrowhead Lake, 13 (92.9%) limited fertilizer application to improve the water quality of Arrowhead Lake, 10 (71.4%) directed downspouts to lawns to improve the water quality of Arrowhead Lake, 3 (21.4%) adopted a drain to improve the water quality of Arrowhead Lake, and 12 (85.7%) keep leaves and grass off sidewalks and roads to improve the water quality of Arrowhead Lake.



9. What activities are you willing to participate in to improve the water quality of the lake?

Of the 14 respondents, 1 (7.1%) will not do any of the listed activities to improve the health of Arrowhead Lake. 5 (35.7%) will apply for a cost share grant to improve the water quality of Arrowhead Lake, 7 (50%) will restore shoreline with native plants to improve the water quality of Arrowhead Lake, 4 (28.6%) will replace turf grass with native plants to improve the water quality of Arrowhead Lake, 2 (14.3%) will install a rain garden to improve the water quality of Arrowhead Lake, 11 (78.6%) will limit salt use in winter to improve the water quality of Arrowhead Lake, 10 (71.4%) will limit fertilizer application to improve water quality in Arrowhead Lake, 8 (57.1%) will direct downspouts to lawns to improve the water quality of Arrowhead Lake, 5 (35.7%) will adopt a drain to improve the water quality of Arrowhead Lake, and 11 (78.6%) will keep leaves and grass clippings off sidewalks and roads to improve the water quality of Arrowhead Lake.



10. Do you fertilize your lawn?

Of the 14 respondents, 7 (50%) do not fertilize their lawn or hire someone to fertilize their lawn, 7 (50%) hire a contractor to fertilize their lawn, and 0 (0%) fertilize their lawn themselves.

*No, I do not fertilize my lawn or hire
someone to fertilize my lawn*

7 (50%)

*Yes, I hire a contractor to fertilize my
lawn*

7 (50%)

*Yes, I fertilize my lawn or someone in
my household fertilizes the lawn*

0 (0%)

11. What time(s) of year do you fertilize your lawn?

Of the 14 respondents, 6 (42.9%) do not fertilize their lawn, 3 (21.4%) are unsure when they fertilize their lawn, 3 (21.4%) fertilize their lawn in October, 0 (0%) fertilize their lawn in September, 2 (14.3%) fertilize their lawn in August, 0 (0%) fertilize their lawn in July, 1 (7.1%) fertilize their lawn in June, 4 (28.6%) fertilize their lawn in May. Of the 6 respondents that fertilized their lawn and knew when they fertilized their lawn, 3 fertilized their lawn once a year, 2 fertilized their lawns twice a year, and 1 fertilized their lawn 4 times a year.

May

4 (28.6%)

June

1 (7.1%)

July

0 (0%)

August

2 (14.3%)

September

0 (0%)

October

3 (21.4%)

Unsure

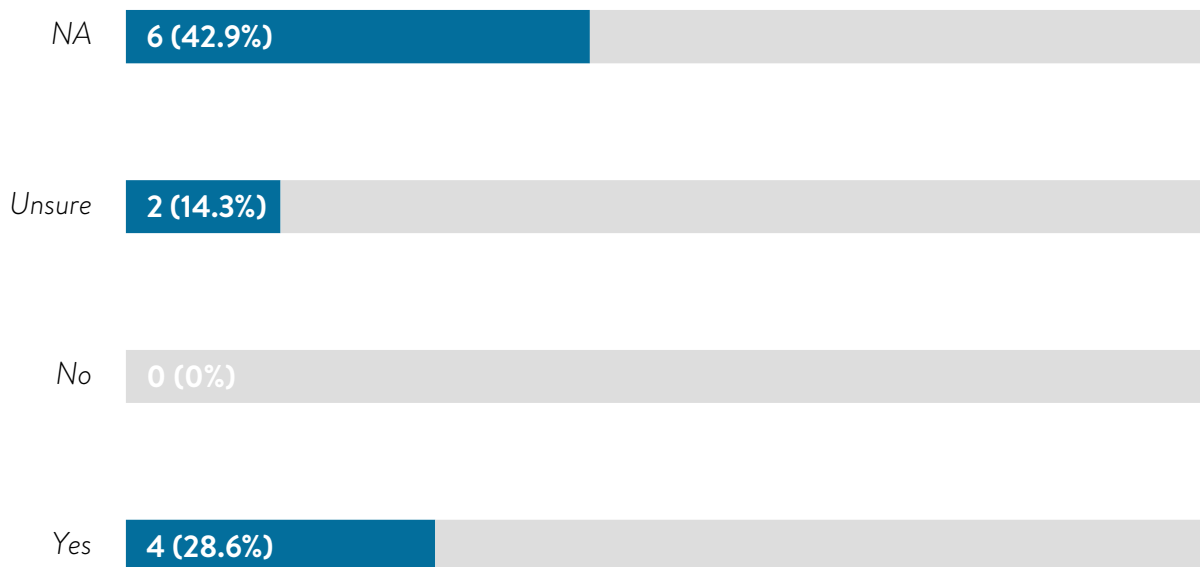
3 (21.4%)

NA

6 (42.9%)

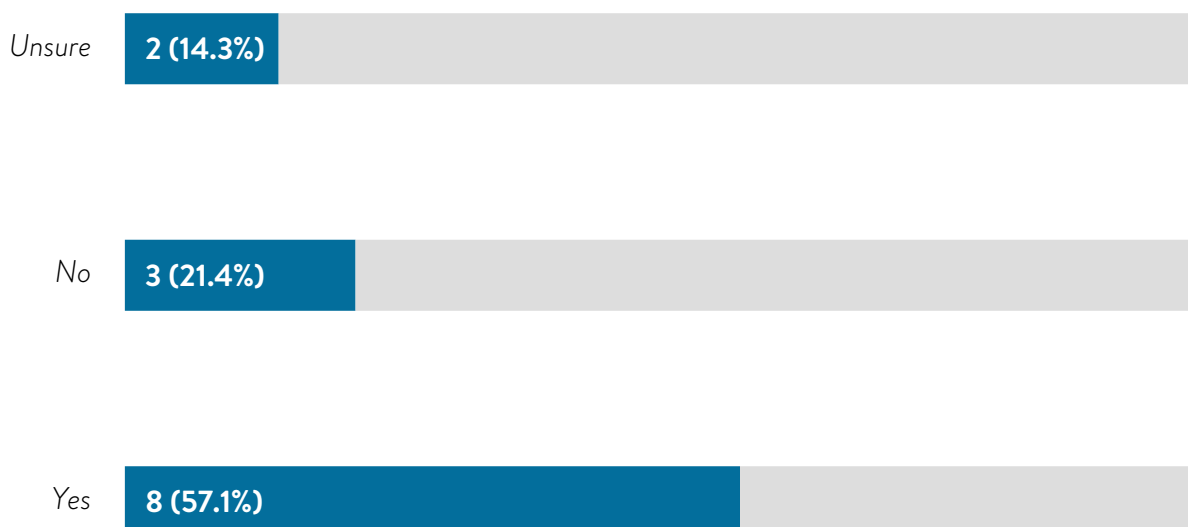
12. Do you use phosphorus-free fertilizer (noted by the zero in the middle number describing the fertilizer blend)?

Of the 14 respondents, 6 (42.9%) did not fertilize their lawn, 2 (14.3%) were unsure if they use phosphorous-free fertilizer on their lawn, 0 (0%) did not use phosphorous-free fertilizer on their lawn, 4 (28.6%) use phosphorous-free fertilizer on their lawn.



13. Would you be interested to participate in a free soil sampling program to confirm optimal fertilization needs for your lawn?

Of the 14 respondents, 2 (14.3%) were unsure if they would be willing to participate in a free soil sampling to confirm optimal fertilization needs for their lawn, 3 (21.4%) were not willing to participate in a free soil sampling to confirm optimal fertilization needs for their lawn, and 8 (57.1%) were willing to participate in a free soil sampling to confirm optimal fertilization needs for their lawn.



14. How would you prefer to receive information about the water quality study and future projects?

Of the 14 respondents, 0 (0%) preferred to receive information about the water quality study and future projects from the city of Edina webpage, 3 (21.4%) preferred to receive information about the water quality study and future projects from the city of Edina e-newsletter, 6 (42.9%) preferred to receive information about the water quality study and future projects from an in-person meeting, 1 (7.1%) preferred to receive information about the water quality study and future projects from a virtual meeting, 0 (0%) preferred to receive information about the water quality study and future projects from the Nine Mile Creek Watershed District Webpage, 6 (42.9%) preferred to receive information about the water quality study and future projects from the Nine Mile Creek Watershed District e-newsletter, 9 (64.3%) preferred to receive information about the water quality study and future projects from a mailing, 4 (28.6%) preferred to receive information about the water quality study and future projects from neighbors/word of mouth, 0 (0%) did not want to receive information on the water quality study or future projects, and 3 (21.4%) preferred to receive information about the water quality study and future projects from an unlisted option. Other options included, "Something that stands out from junk mail", "email info", and "from homeowners that live on the lake".

Other 3 (21.4%)

I do not want to receive information on this topic 0 (0%)

From Neighbors/Word of Mouth 4 (28.6%)

Mailing 9 (64.3%)

Nine Mile Creek Watershed District e-newsletter 6 (42.9%)

Nine Mile Creek Watershed District Webpage 0 (0%)

Virtual Meeting 1 (7.1%)

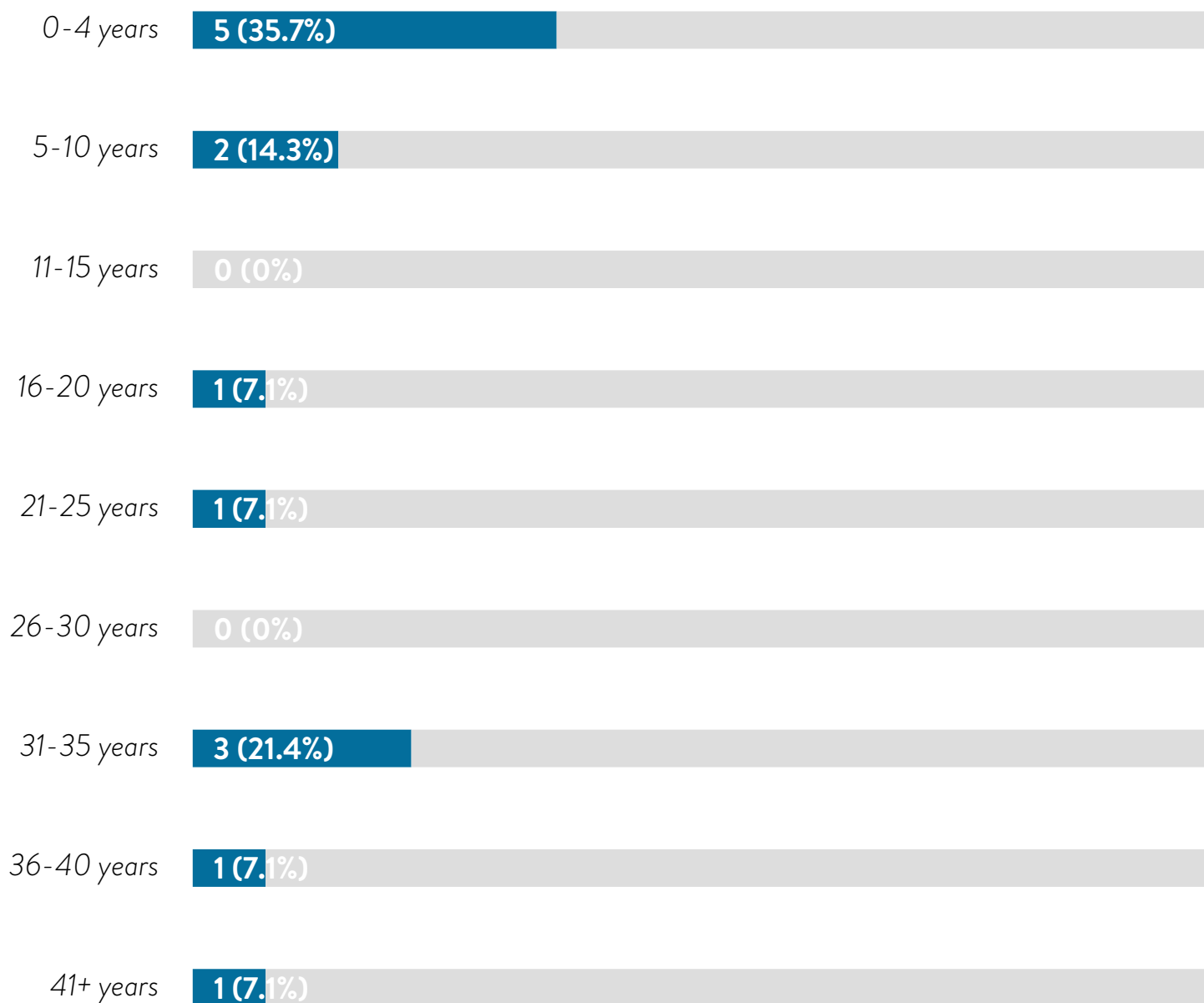
In-Person Meeting 6 (42.9%)

City of Edina e-newsletter 3 (21.4%)

City of Edina Webpage 0 (0%)

15. How long have you lived at your current residence?

Of the 14 respondents, 5 (35.7%) have lived in their current residence for 0-4 years, 2 (14.3%) have lived in their current residence for 5-10 years, 0 (0.0%) have lived in their current residence for 11-15 years, 1 (7.1%) have lived in their current residence for 16-20 years, 1 (7.1%) have lived in their current residence for 21-25 years, 0 (0.0%) have lived in their current residence for 26-30 years, 3 (21.4%) have lived in their current residence for 31-35 years, 1 (7.1%) have lived in their current residence for 35-40 years, and 1 (7.1%) have lived in their current residence for 40+ years.



16. Do you have any additional comments, information, or stories about Arrowhead Lake that you would like to add? You may also share a photo on the next question. Please describe the photo here, if sharing one.

This question was open ended and gathered no statistical data. Spelling and grammar mistakes were not corrected, see responses below:

- *I would like to see the coy eliminated from the lake. This is the current state of the lake.*
- *none. we just recently moved in.*
- *I've watched a flood, 1987 sand bars, picnics, weddlings, grad photos, parties, a tornado, you name it. It's been a happy place to live. (our house was ok)*
- *none*
- *no*
- *When I studied for the GRE, I learned the word "riparian". I can now feel cool. I want to know about the person who died 20 years ago while trying to swim in the lake.*
- *no*

17. Would you like to share a photo of the lake? (separate question for online survey to provide place to upload photos)


Respondents had the opportunity to send in pictures through the online survey and the paper survey. The pictures submitted in the Arrowhead Lake are below



17. Continued



17. Continued



INDIANHEAD LAKE SURVEY RESULTS

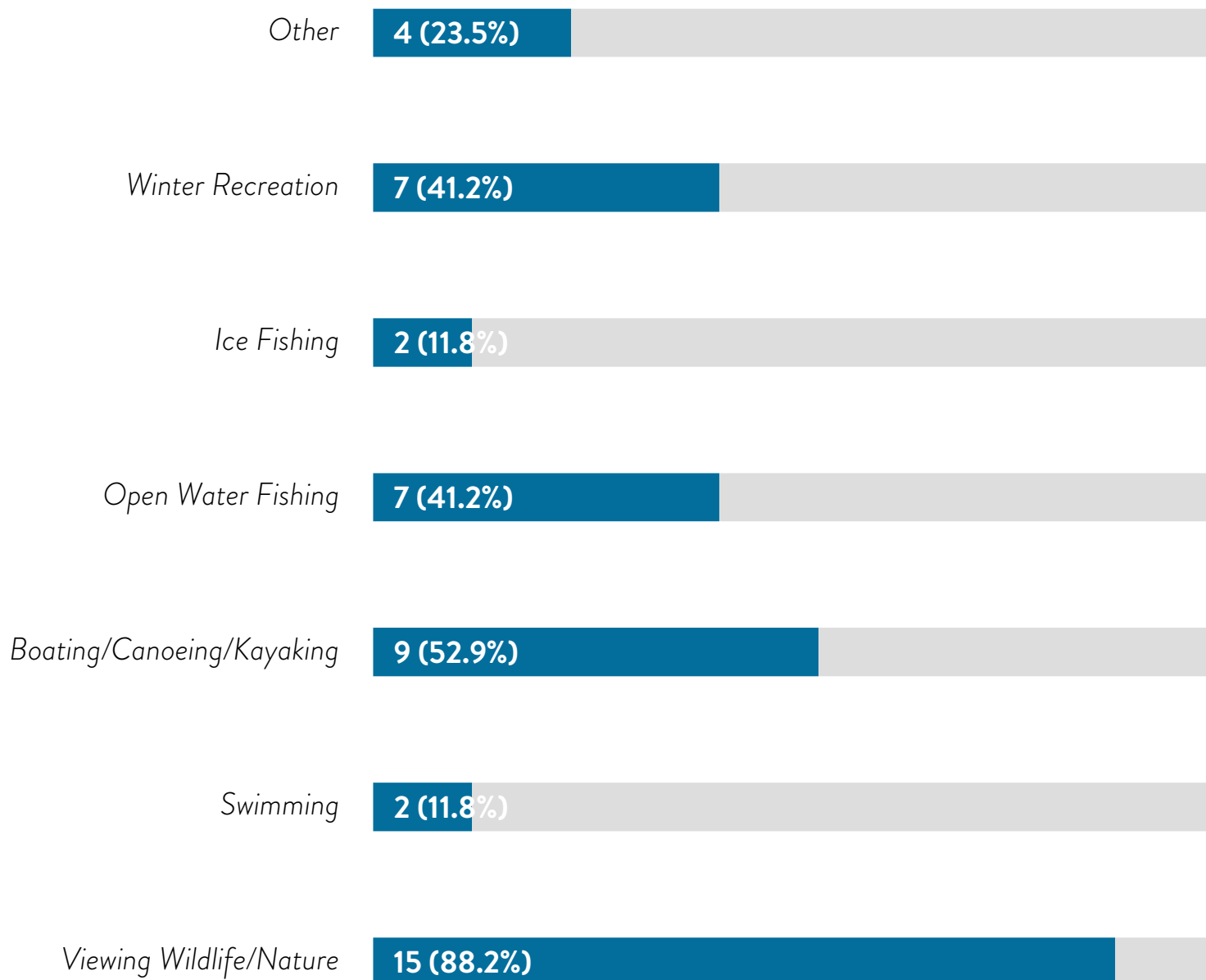
How was the survey submitted?

Of the 17 respondents, 16 (94%) completed the survey in a paper format and 1 (5.9%) completed the survey online.



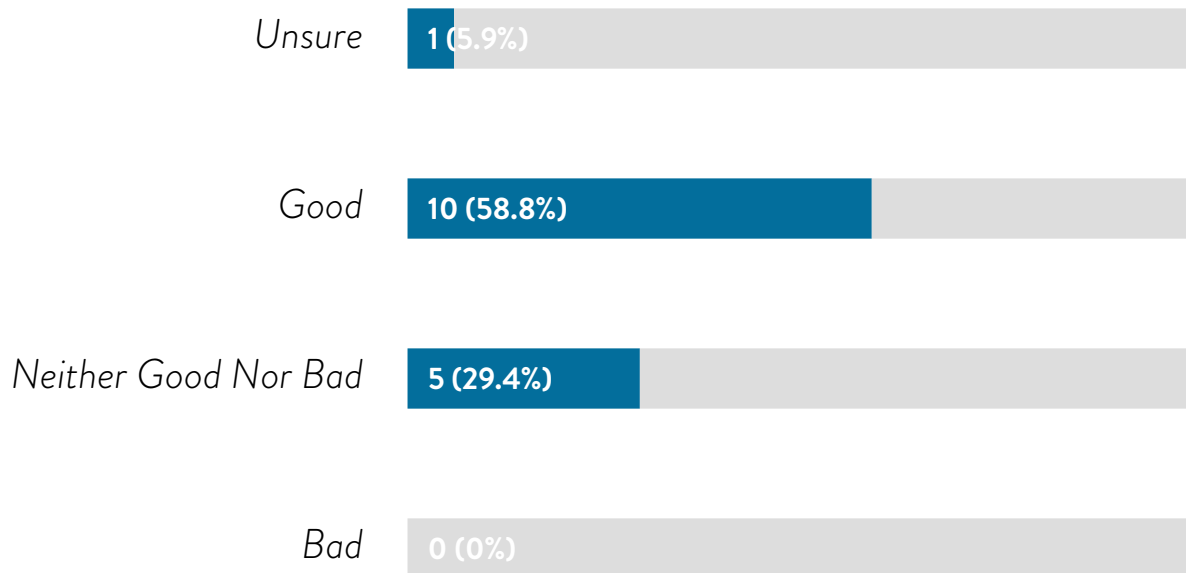
2. What kinds of activities do you do on or near the lake?

Of the 17 respondents, 15 (14 daily and 1 weekly 88.2%) view wildlife/nature on Indianhead Lake, 2 (both monthly 11.8%) swim in Indianhead Lake, 9 (4 weekly and 5 monthly, 52.9%) boat/canoe/kayak in Indianhead Lake, 7 (5 weekly and 2 monthly, 41.2%) fish on Indianhead Lake, 2 (both monthly, 11.8%) ice fish on Indianhead Lake, 7 (1 daily, 4 weekly, and 2 monthly, 41.2%) recreate on Indianhead Lake in the winter, and 4 (23.5%) do other activities on Indianhead Lake including lake bonfires, walking their dog on the frozen lake, and gardening.



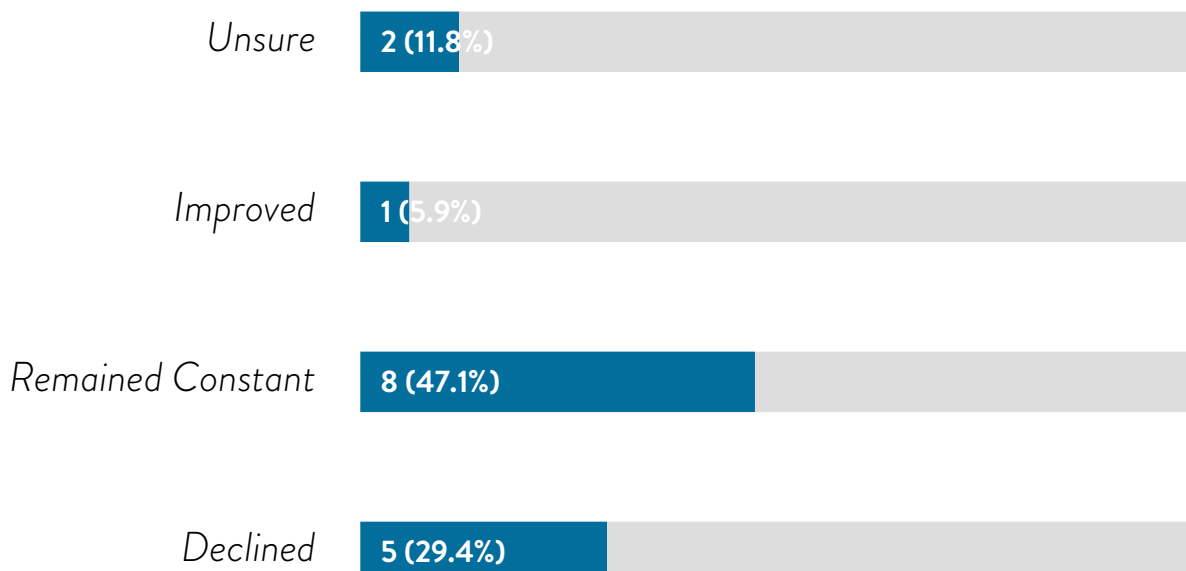
3. How do you perceive the current health of the lake?

Of the 17 respondents, 1 (5.9%) were unsure how they perceived the current health of Indianhead Lake, 10 (58.8%) perceived Indianhead Lake's health as good, 5 (29.4%) perceived Indianhead Lake's health as neither good nor bad, and 0 (0.0%) perceived Indianhead Lake's health as bad.



4. How has water clarity (how far you can see down into the water) changed since you have lived on or near the lake?

Of the 17 respondents, 2 (11.8%) were unsure how the water clarity in Indianhead Lake has changed since living on or near the lake, 1 (5.9%) thought clarity in Indianhead Lake has improved since living on or near the lake, 8 (47.1%) thought clarity in Indianhead Lake has remained constant since living on or near the lake, and 5 (29.4%) thought clarity in Indianhead Lake has declined since living on or near the lake.



5. What do you value and/or appreciate about the lake?

This question was open ended and gathered no statistical data. Spelling and grammar mistakes were not corrected, see responses below:

- *It was a good fishing lake it no longer is it is beautiful*
- *wildlife, scenic*
- *From our middle of the lake vantage point from our deck it actually looks like a flowing river we never get tired of it. Also the wildlife viewing is great*
- *natural beauty and nature the neighbors use out dock and boat for fishing*
- *#1 the quality of the water animal/bird/fish presence wildlife limited access*
- *Aquatic Life: Bass Bluegills Crappies and abundant food chain: insects bait fish turtles frogs*
- *We enjoy the peace and quiet and serenity of the lake.*
- *Connection to nature and lake in suburban setting*
- *1) the view 2) option for boating activities 3) option to fish*
- *just its presence*
- *The quiet, the view, wildlife and the neighborhood*
- *It is regarded to be an environmental lake and that is why I treasure it; the vegetation, the trees!, fish, etc. the beauty of it.*
- *It attracts wildlife- particularly birds like herons, eagles, egrets, hawks. They are probably drawn to the fish- The fish depend on the aerators. Natural shorelines, for the most part. Trees.*
- *The natural beauty. Lights reflecting off the lake at night. The movement of the water. The attraction of the animals. The quiet of the neighborhood that surrounds the lake. Sitting on my dock- peaceful.*
- *Wildlife. Mature trees forest around perimeter of lake and resident landscaping. Fish plentiful in lake.*

6. What specific features of the lake do you like?

This question was open ended and gathered no statistical data. Spelling and grammar mistakes were not corrected, see responses below:

- quiet, good fishing
- The shape. The way the trees make it feel like you are up north
- fishing, nature, wildlife
- secluded ability to fish clear ability to swim
- Scenic views fish population
- We enjoy the peace and quiet and serenity of the lake.
- The view lack of nearby neighbors
- we use it for irrigation and for our decorative waterfall
- It is regarded to be an environmental lake and that is why I treasure it; the vegetation, the trees!, fish, etc. the beauty of it.
- Size, no powers boats, tranquility, fish, birds, trees
- The neighbor kids can fish. The privacy. Seeing neighbors canoe. I love the way the water reflects light and the sun. Its very special to live by a lake.
- Calmness of water. Minimal weeds in lake.

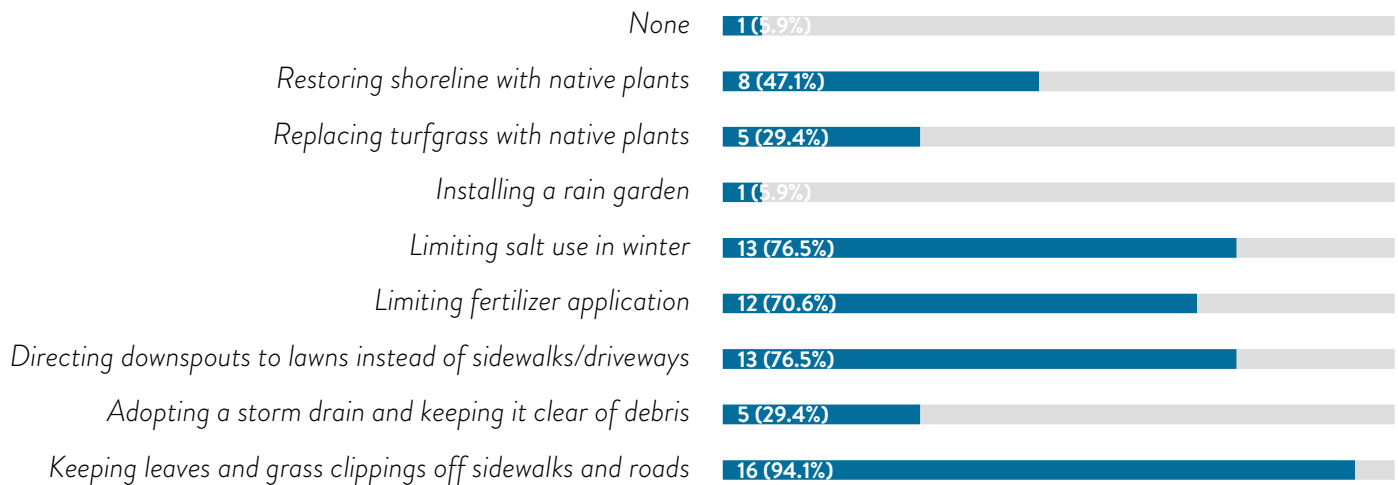
7. What are some issues or concerns that you have regarding the lake?

This question was open ended and gathered no statistical data. Spelling and grammar mistakes were not corrected, see responses below:

- fishing
- trees down in the north lagoon
- The cattails seem to be taking over the lake I'm fortunate that they are not growing in front of our house but they seem to be spreading
- Of course weed coverage
- encroachment of cattails water quality water levels - maintaining constant levels runoff upgrading aeration system
- clarity without sacrificing aquatic life
- Raising water level algae blooms
- overgrowth of cattails
- Lake level - too many cattails, shrinking of shore - lake level cleanliness of lake due to run off fertilizers
- floating algae sometimes
- water levels
- The growth of cattails on the south east section. Aren't these invasive to begin with? Periodic water rise which threatens trees. Toxic run off from the surrounding neighborhood streets? Algae in mid-late summer.
- Is it safe- does it get tested- by whom- how do we know the results. My grandchildren use the paddleboat- are they going to get sick if they fall in the lake. Does the lake have e.coli or other bacteria that causes infection. The changing levels of the water- sometimes it's too high. Right now it's very low.
- Certainly wish for more clarity of water. Managing water level

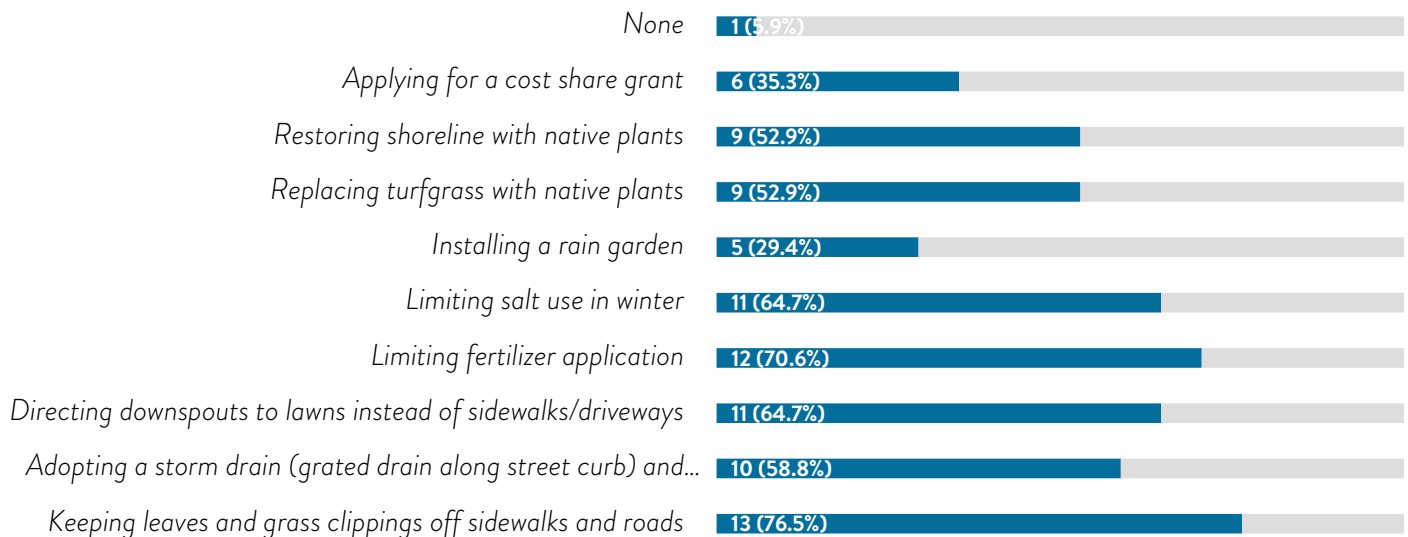
7. What activities do you participate in to improve the water quality of the lake?

Of the 17 respondents, 1 (5.9%) did not do any activities listed to improve the water quality of Indianhead Lake. 8 (47.1%) restored shoreline with native plants to improve the water quality of Indianhead Lake, 5 (29.4%) replaced turf grass with native plants to improve the water quality of Indianhead Lake, 1 (5.9%) installed a rain garden to improve the water quality of Indianhead Lake, 13 (76.5%) limited salt use in winter to improve the water quality of Indianhead Lake, 12 (70.6%) limited fertilizer application to improve the water quality of Indianhead Lake, 13 (76.5%) directed downspouts to lawns to improve the water quality of Indianhead Lake, 5 (29.4%) adopted a drain to improve the water quality of Indianhead Lake, and 16 (94.1%) keep leaves and grass off sidewalks and roads to improve the water quality of Indianhead Lake.



9. What activities are you willing to participate in to improve the water quality of the lake?

Of the 17 respondents, 1 (5.9%) will not do any of the listed activities to improve the health of Indianhead Lake. 6 (35.3%) will apply for a cost share grant to improve the water quality of Indianhead Lake, 9 (52.9%) will restore shoreline with native plants to improve the water quality of Indianhead Lake, 9 (52.9%) will replace turf grass with native plants to improve the water quality of Indianhead Lake, 5 (29.4%) will install a rain garden to improve the water quality of Indianhead Lake, 11 (64.7%) will limit salt use in winter to improve the water quality of Indianhead Lake, 12 (70.6%) will limit fertilizer application to improve water quality in Indianhead Lake, 11 (64.7%) will direct downspouts to lawns to improve the water quality of Indianhead Lake, 10 (58.8%) will adopt a drain to improve the water quality of Indianhead Lake, and 13 (76.5%) will keep leaves and grass clippings off sidewalks and roads to improve the water quality of Indianhead Lake.



10. Do you fertilize your lawn?

Of the 17 respondents, 9 (52.9%) do not fertilize their lawn or hire someone to fertilize their lawn, 6 (35.3%) hire a contractor to fertilize their lawn, and 2 (11.8%) fertilize their lawn themselves.

No, I do not fertilize my lawn or hire someone to fertilize my lawn

9 (52.9%)

Yes, I hire a contractor to fertilize my lawn

6 (35.3%)

Yes, I fertilize my lawn or someone in my household fertilizes the lawn

2 (11.8%)

11. What time(s) of year do you fertilize your lawn?

Of the 17 respondents, 9 (52.9%) do not fertilize their lawn, 2 (11.8%) are unsure when they fertilize their lawn, 0 (0%) fertilize their lawn in October, 3 (17.6%) fertilize their lawn in September, 1 (5.9%) fertilize their lawn in August, 2 (11.8%) fertilize their lawn in July, 2 (11.8%) fertilize their lawn in June, 4 (23.5%) fertilize their lawn in May. Of the 6 respondents that fertilized their lawn and knew when they fertilized their lawn, 2 fertilized their lawn once a year, 2 fertilized their lawn twice a year, and 2 fertilized their lawn 3 times a year.

May

4 (23.5%)

June

2 (11.8%)

July

2 (11.8%)

August

1 (5.9%)

September

3 (17.6%)

October

0 (0%)

Unsure

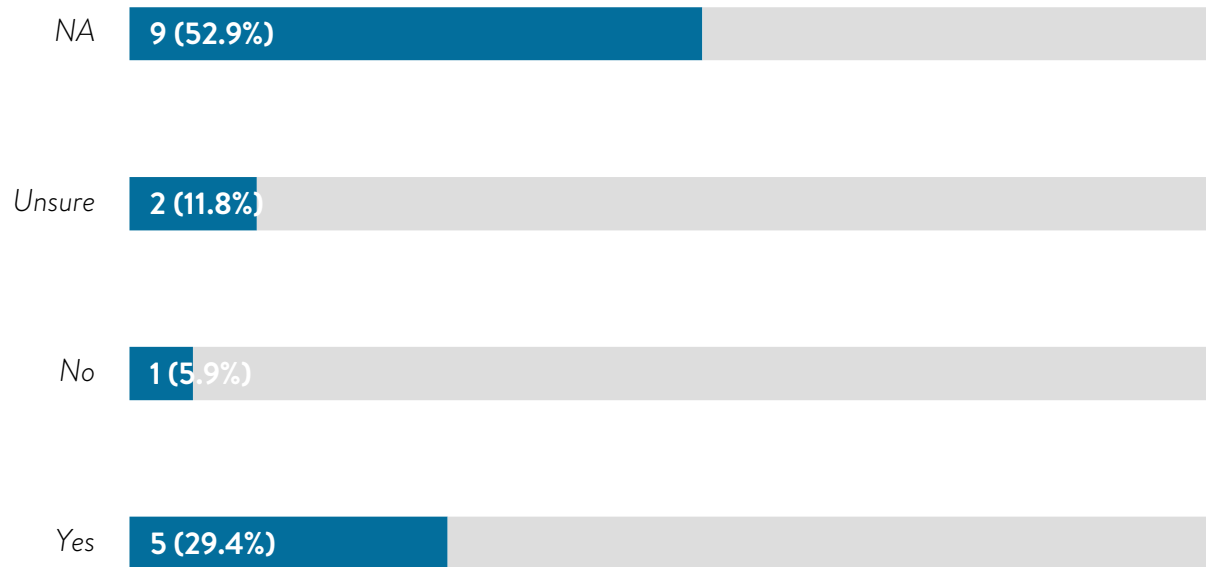
2 (11.8%)

NA

9 (52.9%)

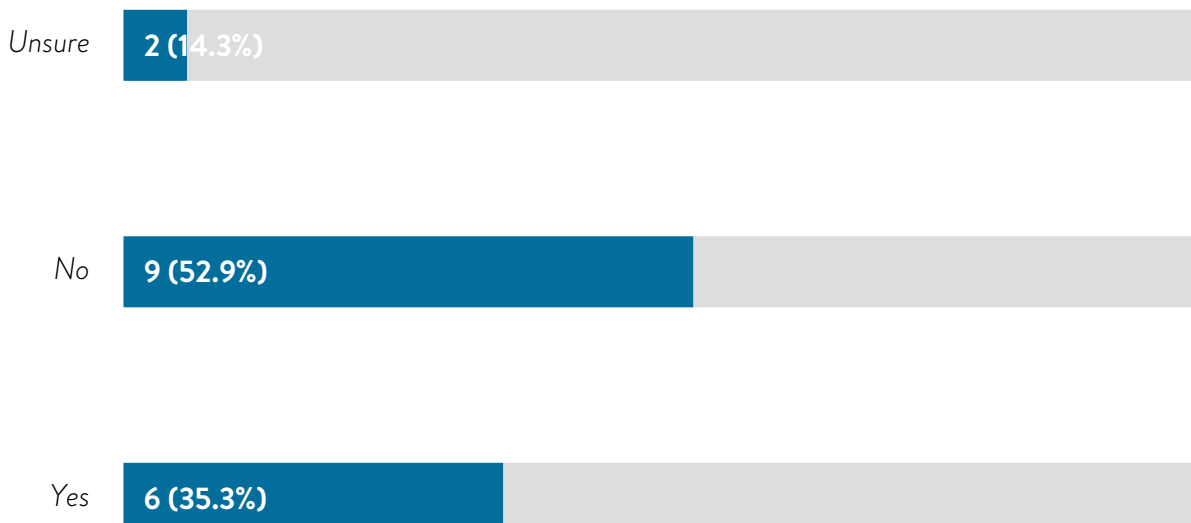
12. Do you use phosphorus-free fertilizer (noted by the zero in the middle number describing the fertilizer blend)?

Of the 17 respondents, 9 (52.9%) did not fertilize their lawn, 2 (11.8%) were unsure if they use phosphorous-free fertilizer on their lawn, 1 (5.9%) did not use phosphorous-free fertilizer on their lawn, 5 (29.4%) use phosphorous-free fertilizer on their lawn.



13. Would you be interested to participate in a free soil sampling program to confirm optimal fertilization needs for your lawn?

Of the 17 respondents, 2 (14.3%) were unsure if they would be willing to participate in a free soil sampling to confirm optimal fertilization needs for their lawn, 9 (52.9%) were not willing to participate in a free soil sampling to confirm optimal fertilization needs for their lawn, and 6 (35.3%) were willing to participate in a free soil sampling to confirm optimal fertilization needs for their lawn.



14. How would you prefer to receive information about the water quality study and future projects?

Of the 17 respondents, 1 (5.9%) preferred to receive information about the water quality study and future projects from the city of Edina webpage, 6 (35.3%) preferred to receive information about the water quality study and future projects from the city of Edina e-newsletter, 3 (17.6%) preferred to receive information about the water quality study and future projects from an in-person meeting, 4 (23.5%) preferred to receive information about the water quality study and future projects from a virtual meeting, 1 (5.9%) preferred to receive information about the water quality study and future projects from the Nine Mile Creek Watershed District Webpage, 1 (5.9%) preferred to receive information about the water quality study and future projects from the Nine Mile Creek Watershed District e-newsletter, 12 (70.6%) preferred to receive information about the water quality study and future projects from a mailing, 2 (11.8%) preferred to receive information about the water quality study and future projects from neighbors/word of mouth, 0 (0%) did not want to receive information on the water quality study or future projects, and 3 (17.6%) preferred to receive information about the water quality study and future projects from an unlisted option. Other options included, "email", "email info", and "Lake Association".

Other 3 (17.6%)

I do not want to receive information on this topic 0 (0%)

From Neighbors/Word of Mouth 2 (11.8%)

Mailing 12 (70.6%)

Nine Mile Creek Watershed District e-newsletter 1 (5.9%)

Nine Mile Creek Watershed District Webpage 1 (5.9%)

Virtual Meeting 4 (23.5%)


In-Person Meeting 3 (17.6%)

City of Edina e-newsletter 6 (35.3%)

City of Edina Webpage 1 (5.9%)

15. How long have you lived at your current residence?

Of the 17 respondents, 2 (11.8%) have lived in their current residence for 0-4 years, 2 (11.8%) have lived in their current residence for 5-10 years, 1 (5.9%) have lived in their current residence for 11-15 years, 2 (11.8%) have lived in their current residence for 16-20 years, 2 (11.8%) have lived in their current residence for 21-25 years, 1 (5.9%) have lived in their current residence for 26-30 years, 3 (17.6%) have lived in their current residence for 31-35 years, 0 (0%) have lived in their current residence for 35-40 years, and 4 (23.5%) have lived in their current residence for 40+ years.



16. Do you have any additional comments, information, or stories about Indianhead Lake that you would like to add? You may also share a photo on the next question. Please describe the photo here, if sharing one.

This question was open ended and gathered no statistical data. Spelling and grammar mistakes were not corrected, see responses below:

- City of Edina has an access area. -well and aeration equipment. Needs to be cleaned up improvements needed need to have an alarm or monitoring system. If the system fails the fish die Need alert to correct/fix It has happened in the winter complete fish kill - piles of fish on the shore restocking takes years water level management needs to have permanent solutions. Runoff should go to a retention pond (north lagoon) possibility of alum treatments
- We have absolutely no lawn. All natural, will never change that.
- The lake level is a challenge. It killed one of my large trees which cost \$4k to remove. It could happen again. Great job on the curly-leaf pondweed, but algae in the summer is still a problem. The north end around the aerators is a MESS and the shed is falling apart. Some thoughtful environmental engineering there might convert this area to a “rain garden” of sorts for the entire lake. There is no long term strategy- we are just responding piecemeal to problems when they arise. There are no sidewalks here- we LOVE that. The last thing we need anywhere near this lake are more hard surfaces for runoff. Setting aside the aesthetic concerns about sidewalk installs, it’s a bad idea for this unique environment. The planning department seems impervious to this issue. The lake lost some major trees on perimeter of lake 2 years ago during high water level periods. We pumped the lake level down 3 times in past 2 years but now it is in need of adding water hopefully this autumn. Cattails continue to invade the lake and needs to be managed.

17. Would you like to share a photo of the lake? (separate question for online survey to provide place to upload photos)

Respondents had the opportunity to send in pictures through the online survey and the paper survey. None were submitted in the Indianhead Lake survey.